



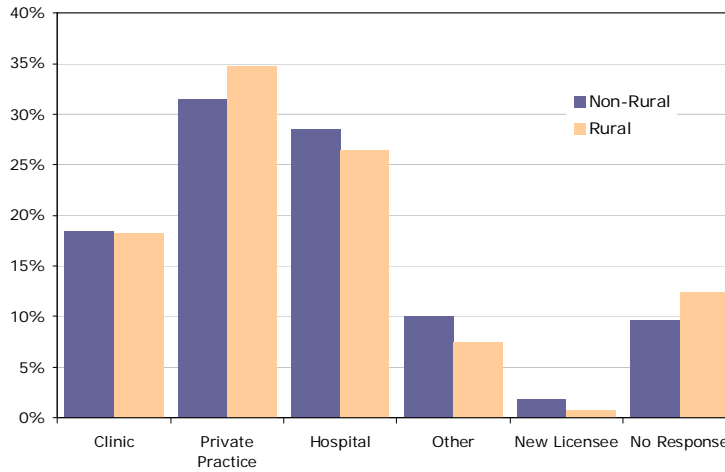
Profile: Oregon's Rural General Surgeon Workforce, 2010

Quick Facts

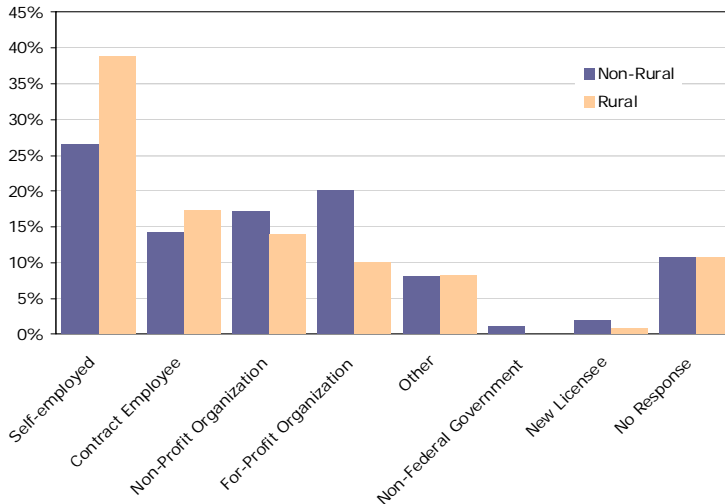
- The Oregon Office of Rural Health defines rural as those geographic areas ten or more miles from a population center of 40,000 or more.
- The average age of Oregon's physician workforce is 50 years. The average age of Oregon's general surgeon workforce is 52 years and rural general surgeon workforce is 53 years.
- 47% of rural general surgeons are 55 years of age or older compared with 34% of general surgeons in non-rural areas.
- Males constitute 93% of the rural general surgeon workforce compared with 81% in non-rural areas.
- 20% of Oregon's rural general surgeons graduated from one of ten medical schools in California and 13% graduated from Oregon Health & Science University.
- Nearly the same percentage of rural general surgeons report practicing in hospitals (28%) and in clinics (18%) as their non-rural counterparts while more rural general surgeons (31.5%) report working in private practice than non-rural general surgeons (24.7%).
- 42% of non-rural general and 33% of rural general surgeons report spending an average of 51+ hours per week in direct patient care.

Total number of physicians licensed by the Oregon Medical Board (2/2010).....14,646
 Estimated number of active licensed physicians practicing in Oregon (2/2010).....10,822
 Estimated number of active licensed general surgeons practicing in Oregon (2/2010).....381
 Estimated number of general surgeons practicing in rural Oregon (2/2010).....121

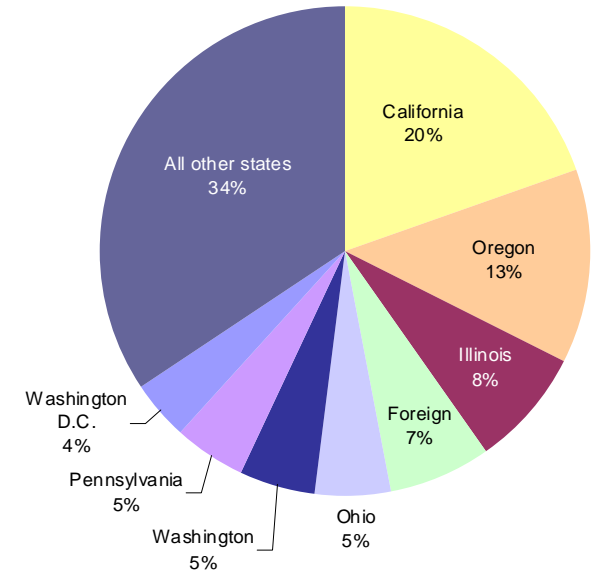
Self-Reported Practice Setting



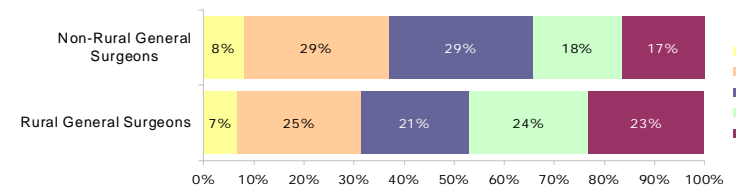
Self-Reported Form of Employment



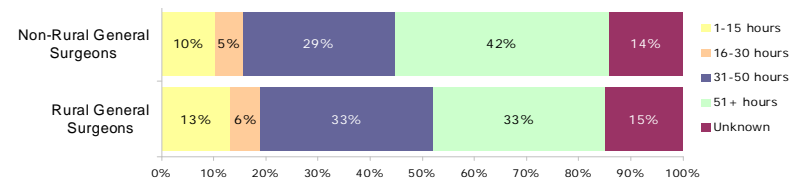
Medical School Location of Oregon's Rural General Surgeons



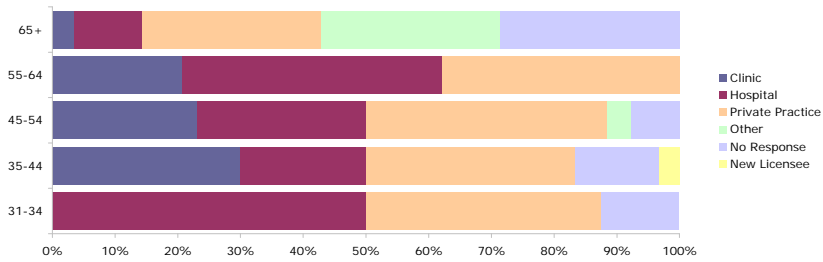
Age Distribution



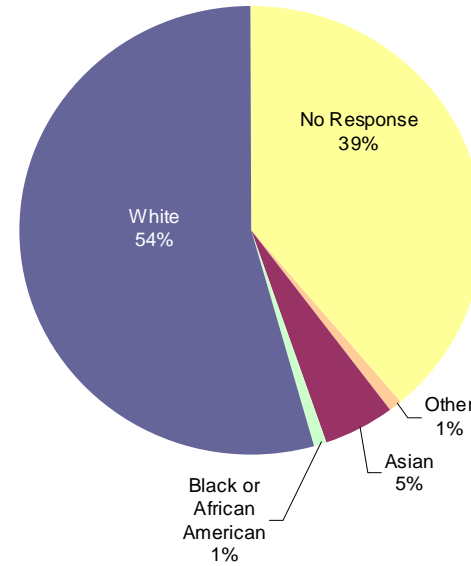
Self-Reported Average Hours per Week in Direct Patient Care Activities



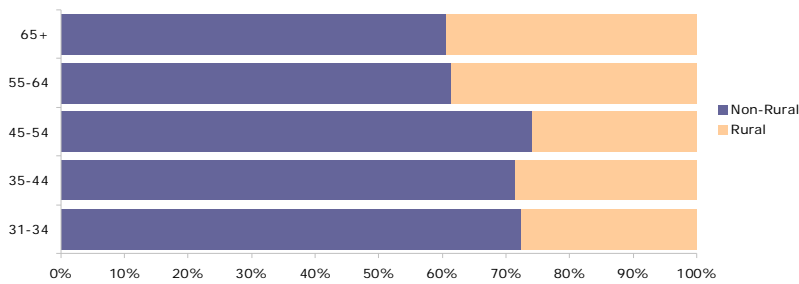
Self-Reported Practice Setting of Rural General Surgeons by Age Category



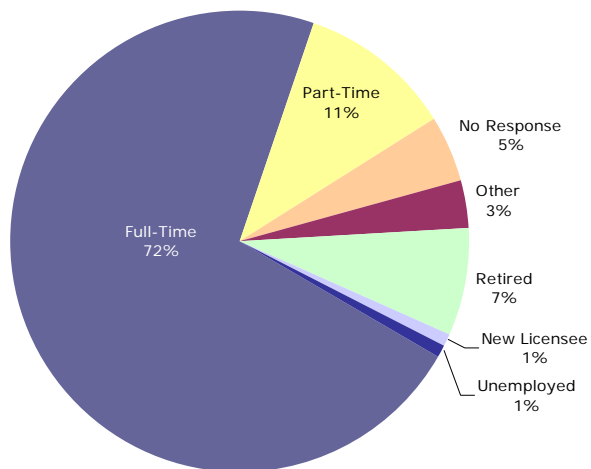
Self-Reported Race of Oregon's Rural General Surgeons



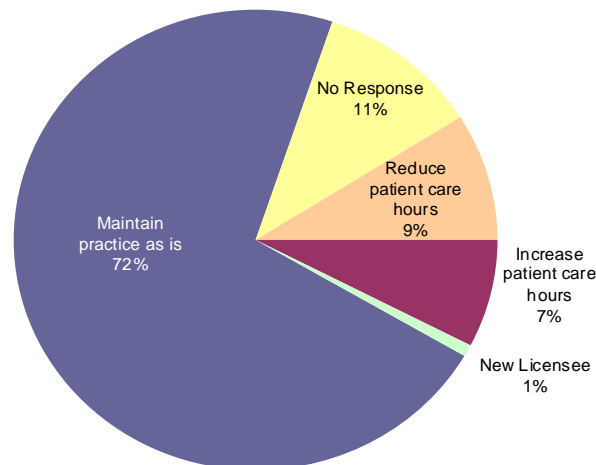
Percent of General Surgeons by Age Category in Rural and Non-Rural Areas



Self-Reported Employment Status of Oregon's Rural General Surgeons



Self-Reported Future Practice Plans of Oregon's Rural General Surgeons (within two years)



- 9% of rural general surgeons reported plans to decrease patient care hours over the next two years.
- Of Oregon's rural general surgeons 55 years of age or older, 12.3% plan to reduce patient care hours within two years.

Data Sources:

Oregon Medical Board physician licensing database submitted to the Oregon Health Care Workforce Database on 2/1/2010.

Medical School Data: Oregon Medical Board physician licensing database obtained on 7/8/2011.

Oregon Office of Rural Health, *List of Oregon Zip Codes and Office of Rural Health Designations*. Accessed October 13, 2011, from <http://www.ohsu.edu/xd/outreach/oregon-rural-health/data/rural-definitions/upload/List-of-OR-Zip-Codes-and-ORH-Designations.pdf>.

Oregon Health Professions: Occupational and County Profiles available at <http://oregonhwi.org/documents/Final.2010.Oregon.Health.Profession.Profiles.pdf>