



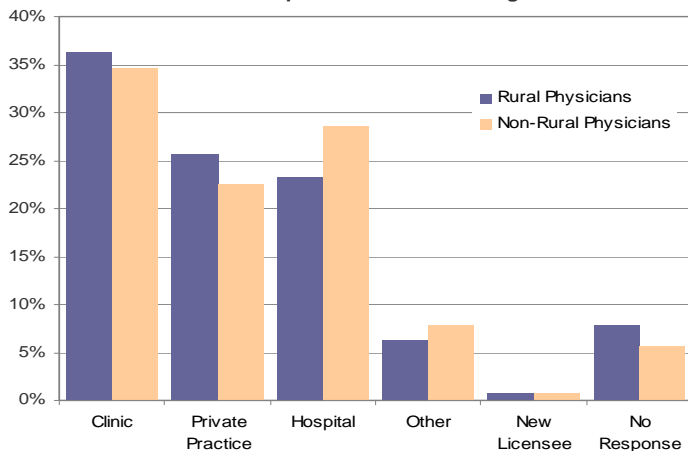
# Profile: Oregon's Rural Physician Workforce, 2010

## Quick Facts

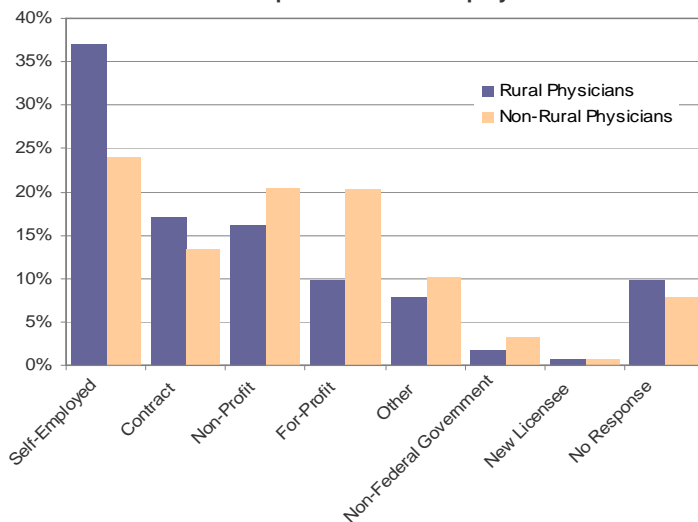
- The Oregon Office of Rural Health defines rural as those geographic areas ten or more miles from a population center of 40,000 or more.
- Nationally, 20% of the U.S. population lives in rural areas, while 9% of physicians practice there. In Oregon, 38% of the population resides in rural areas, while 19.9% of the state's physicians have a rural practice.
- The average age of Oregon's physician workforce is 50 years. The average age of Oregon's rural physician workforce is 52 years.
- Nearly 43% of rural physicians are 55 years of age or older compared with 34.3% of physicians in non-rural areas.
- Males compose 76% of the rural physician workforce compared with 67% in non-rural areas.
- Osteopathic physicians compose nearly 10% of the rural physician workforce, compared with 5% of the non-rural physician workforce.
- Primary care physicians are those who self-reported practice specialties in family medicine/practice, general practice, geriatrics, pediatrics, adolescent medicine, general internal medicine, or internal medicine with a subspecialty in geriatric medicine.

Total number of physicians licensed by the Oregon Medical Board (2/2010).....14,646  
 Estimated number of active licensed physicians practicing in Oregon (2/2010).....10,822  
 Estimated number of active licensed physicians practicing in rural Oregon (2/2010)..... 2,151  
 Estimated number of physicians practicing primary care in rural Oregon (2/2010) ..... 1,100

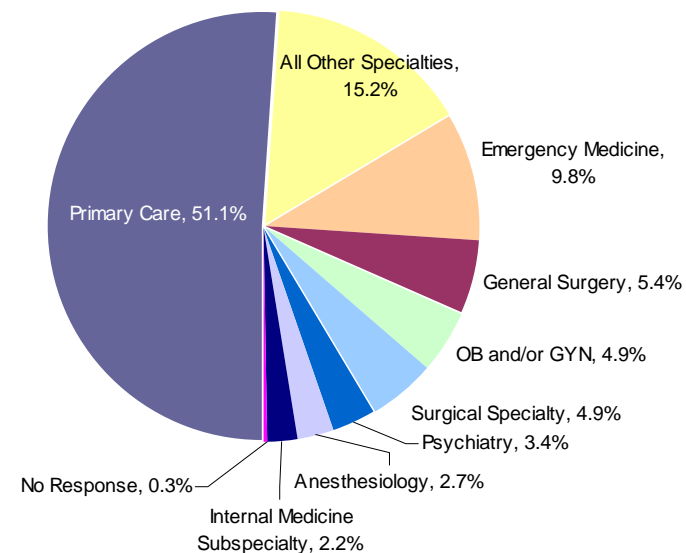
Self-Reported Practice Setting



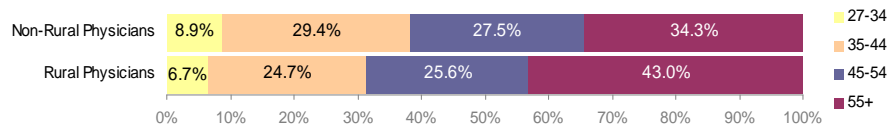
Self-Reported Form of Employment



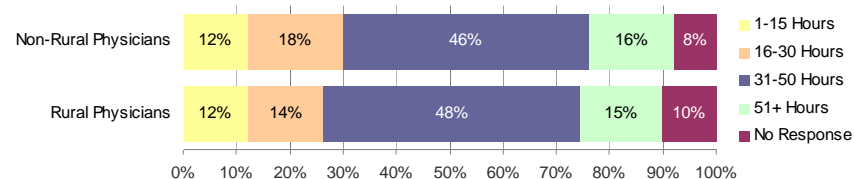
Self-Reported Practice Specialties of Oregon's Rural Physicians



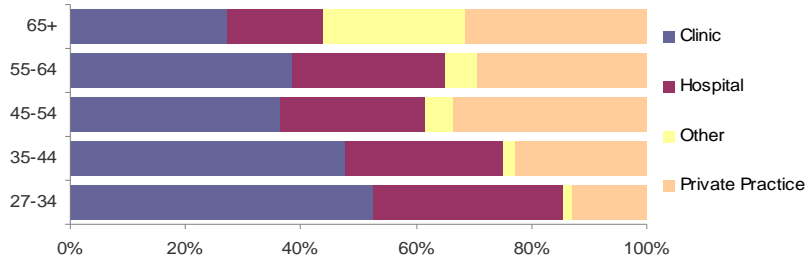
Age Distribution



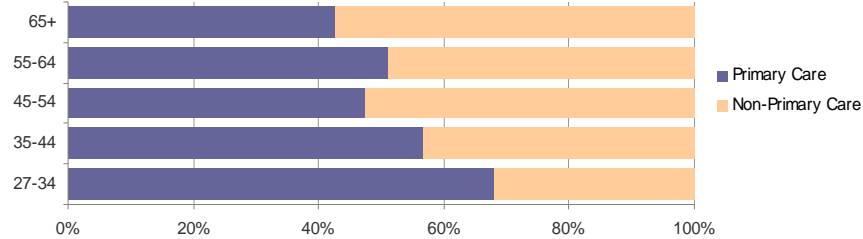
Self-Reported Average Hours per Week in Direct Patient Care Activities



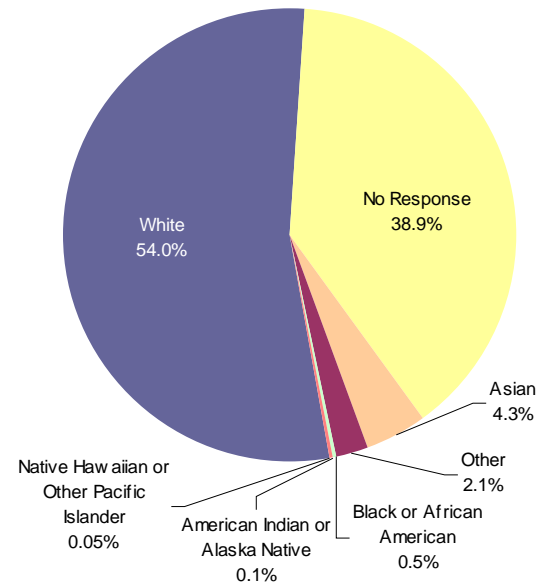
**Self-Reported Practice Setting of Rural Physicians by Age Category**



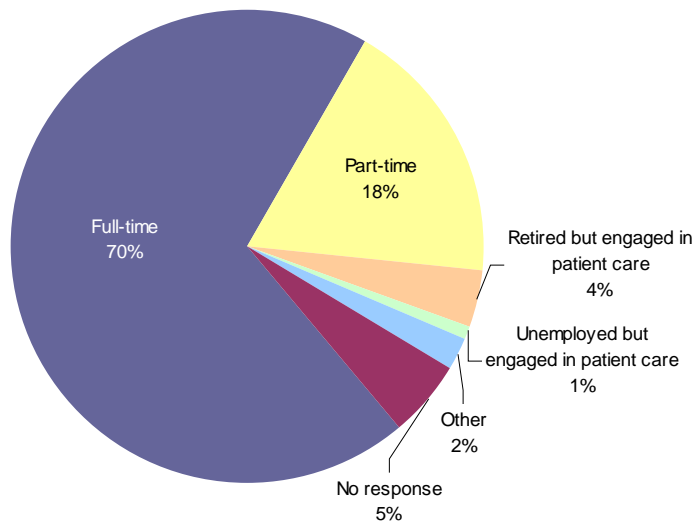
**Percent of Rural Physicians Engaged in Primary Care by Age Category**



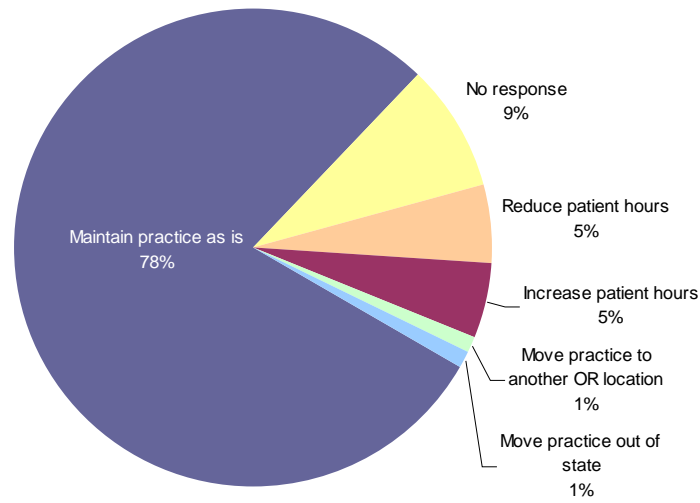
**Self-Reported Race of Oregon's Rural Physicians**



**Self-Reported Employment Status of Oregon's Rural Physicians**



**Self-Reported Future Practice Plans of Oregon's Rural Physicians (within two years)**



- The population-to-primary care physician ratio in rural Oregon is 1,332:1. Statewide, the population-to-primary care physician ratio is 930:1.
- There is a higher proportion of primary care physicians among more recent medical school graduates practicing in rural Oregon; nearly 67% of rural physicians between the ages of 27 and 34 years old are engaged in primary care.
- Younger physicians in rural Oregon are more commonly practicing in clinics and hospitals.
- Over 83% of rural physicians reported that they plan to maintain or increase patient care hours within two-years, 6.3% reported they plan to decrease patient care hours or move their practice out of state, and 1.2% plan to move their practice to another Oregon location.
- Of rural physicians 55 years of age or older, 9.4% plan to reduce their patient care hours within two years.
- Over 7% of rural physicians in private practice settings plan to reduce patient care hours within two years.

Data Sources: Oregon Medical Board physician licensing database submitted to the Oregon Health Care Workforce Database on 2/1/2010.

Oregon Office of Rural Health, *List of Oregon Zip Codes and Office of Rural Health Designations*. Accessed June 8, 2011, from <http://www.ohsu.edu/xd/outreach/oregon-rural-health/data/rural-definitions/upload/List-of-OR-Zip-Codes-and-ORH-Designations.pdf>.

U.S. Census Bureau. United States Census 2000. Available at [www.census.gov/main/www/cen2000.html](http://www.census.gov/main/www/cen2000.html).