



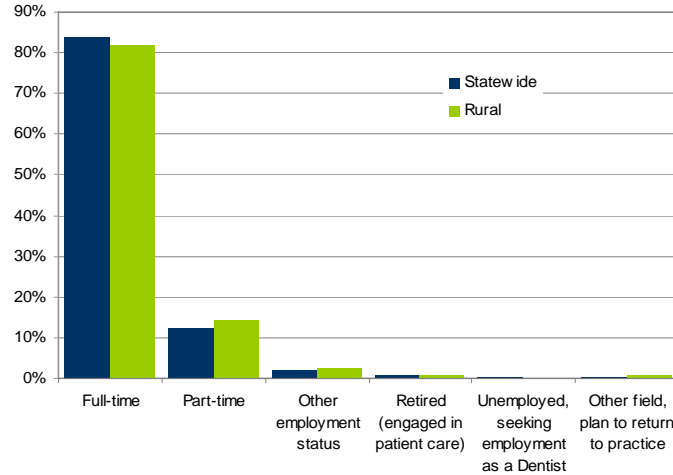
Profile: Oregon's Rural Dentist Workforce, 2010

Quick Facts

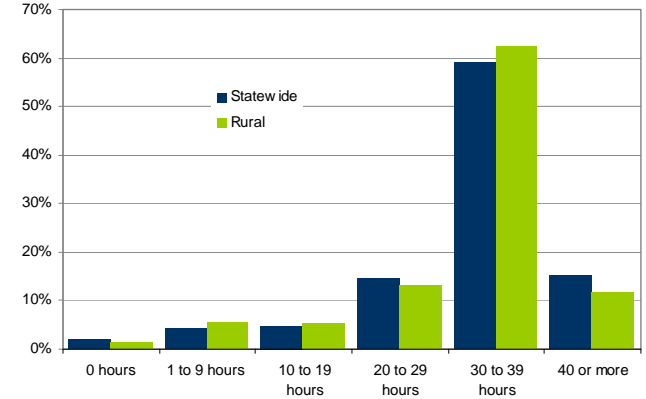
- The Oregon Office of Rural Health defines rural as those geographic areas ten or more miles from a population center of 40,000 or more.
- In Oregon, 38% of the population resides in rural areas, while an estimated 27.3% of Oregon's dentists identified a rural practice address.
- The average age of Oregon's dentist workforce is 49.3 years. The average age of Oregon's rural dentist workforce is 58.8 years.
- Nearly 48% of rural dentists are 55 years of age or older compared with 39.2% of dentists statewide.
- Males compose 88.4% of the rural dentist workforce compared with 79.2% statewide.
- There is a higher proportion of younger dentists, those 25-34 years of age, working in group practices and public health practices as compared to their older colleagues.

Total number of dentists licensed by the Oregon Board of Dentistry (2010)3,697
 Estimated number of dentists practicing in Oregon (2010)2,559
 Estimated percentage of Oregon's dentists practicing in rural Oregon (2010)27.3%

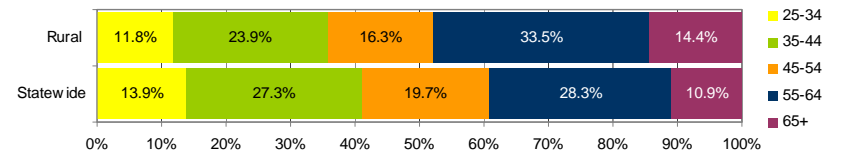
Self-Reported Employment Status of Oregon's Dentists



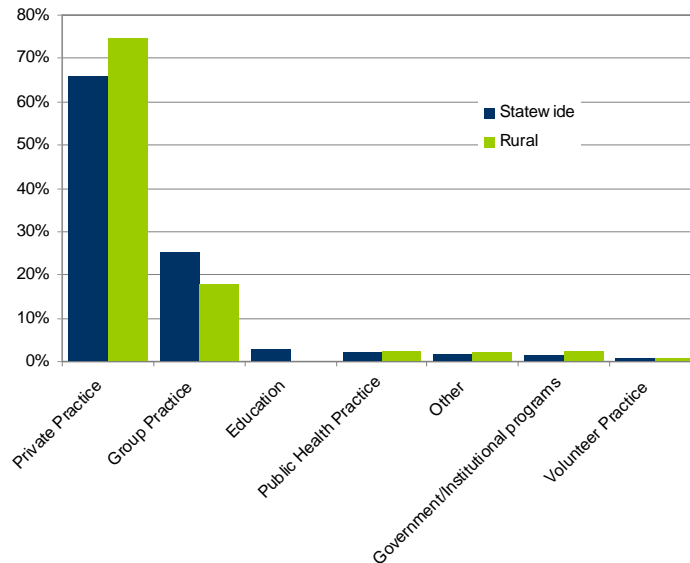
Self-Reported Average Hours in Patient Care



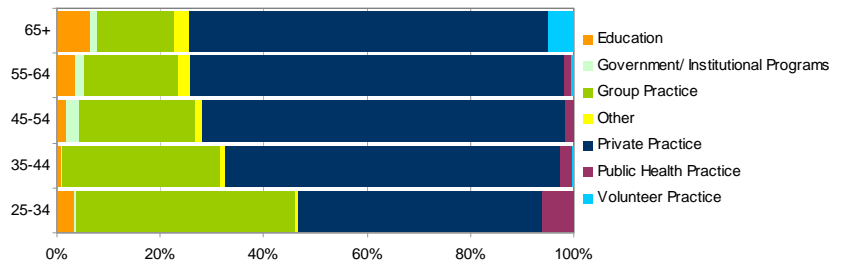
Age Distribution of Oregon's Dentists



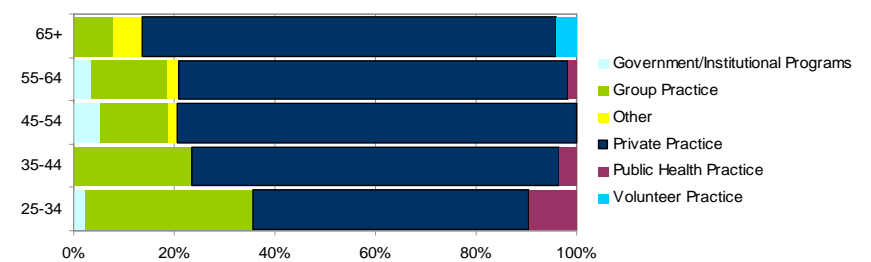
Self-Reported Primary Work Setting of Oregon's Dentists



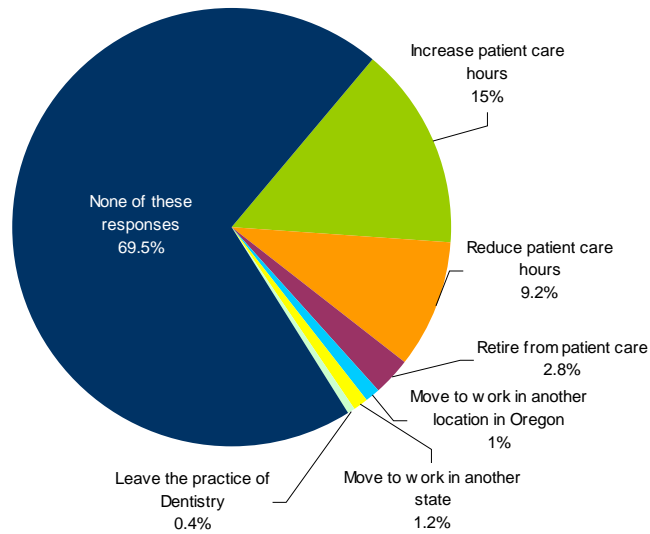
Self-Reported Primary Work Setting of Oregon's Dentists by Age Category - Statewide



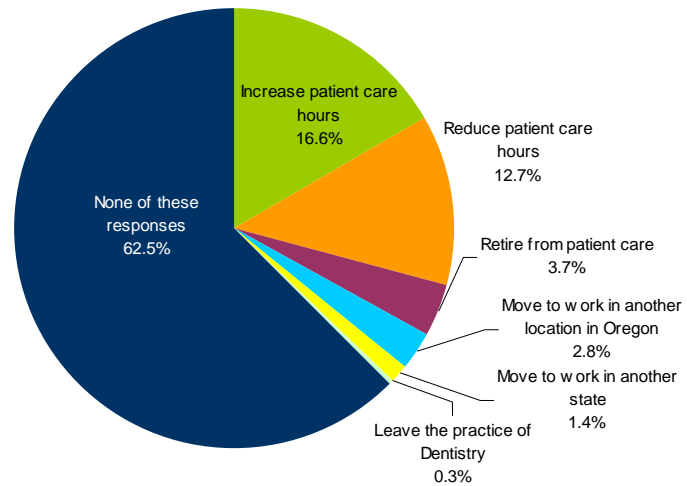
Self-Reported Primary Work Setting of Oregon's Rural Dentists by Age



Self-Reported Future Practice Plans of Oregon's Dentists - Statewide (within two years)



Self-Reported Future Practice Plans of Oregon's Rural Dentists (within two years)



- In 2010, nearly 14% of Oregon's dentists reported that within the next two years they planned to reduce patient care hours, retire, move to work in another state or leave the practice of dentistry.
- In 2010, 18.1% of Oregon's rural dentists reported that within the next two years they planned to reduce patient care hours, retire, move to work in another state or leave the practice of dentistry.

Data Sources:

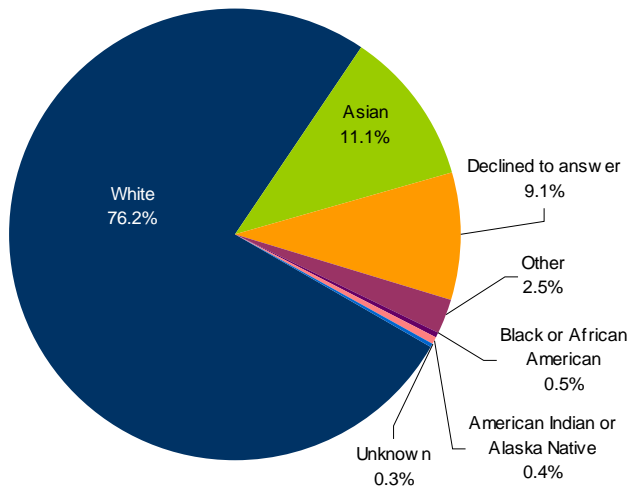
Office for Oregon Health Policy and Research (2011). *Oregon Health Professions: Occupational and County Profiles*. Available at <http://oregonhwi.org/documents/Final.2010.Oregon.Health.Profession.Profile.s.pdf>.

Oregon Board of Dentistry licensing database submitted to the Oregon Health Care Workforce Database, 2010.

Oregon Office of Rural Health, *List of Oregon Zip Codes and Office of Rural Health Designations*. Accessed June 8, 2011, from <http://www.ohsu.edu/xd/outreach/oregon-rural-health/data/rural-definitions/upload/List-of-OR-Zip-Codes-and-ORH-Designations.pdf>.

U.S. Census Bureau. United States Census 2000. Available at www.census.gov/main/www/cen2000.html.

Self-Reported Race of Oregon's Dentists - Statewide



Self-Reported Race of Oregon's Rural Dentists

